



 Scala a chiocciola disponibile con forma tonda o quadra;
Gradini in legno di faggio;
Palo centrale in metallo o legno (optional);
Ringhiera con colonne e tondini in acciaio cromato;
Corrimano disponibile in legno o in acciaio cromato (optional).

 Spiral staircase available with round or square shape;
Beech wood steps;
Central pole in metal or wood (optional);
Banister composed of chrome steel spindles and rods;
Handrail available in wood or chrome steel (optional);

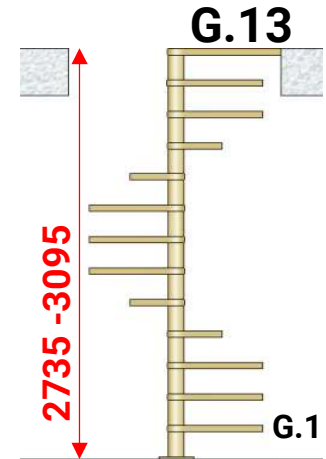
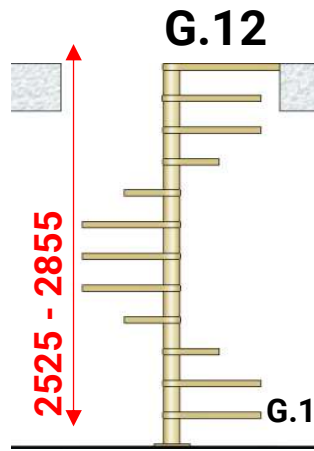
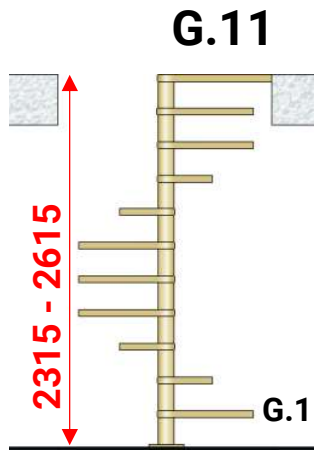
 Escalier en colimaçon disponible ronde ou carrée ;
Marches en bois de hêtre ;
Poteau central en métal ou en bois (en option) ;
Garde-corps avec colonnes et tiges en acier chromé;
Main courante disponible en bois ou acier chromé (en option):

 Spindeltreppe mit runder oder quadratischer Form erhältlich;
Stufen aus Buchenholz;
Zentralstange aus Metall oder Holz (optional);
Geländer mit verchromten Stahlsäulen und –stäben;
Handlauf aus Holz oder verchromtem Stahl erhältlich (optional).

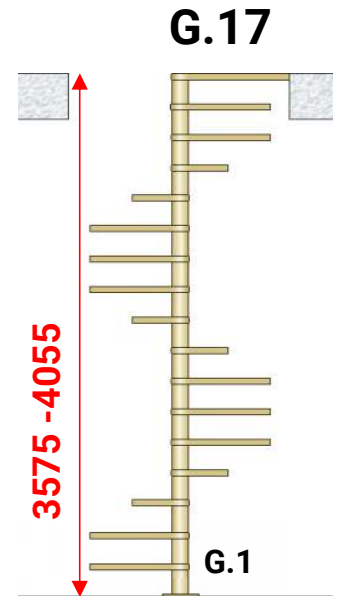
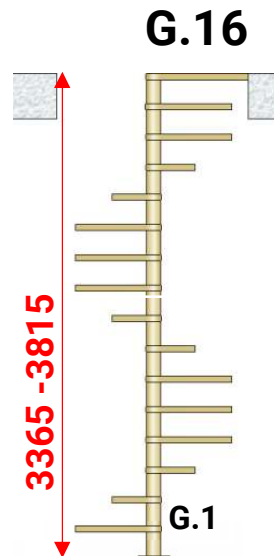
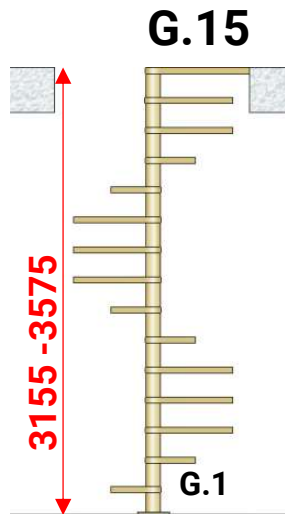
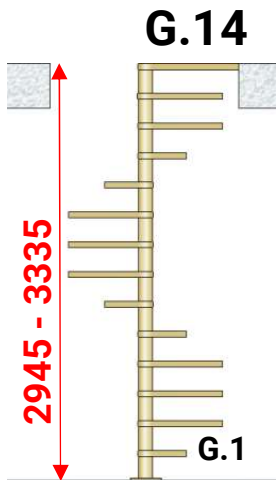
 Escalera de caracol disponible con forma redonda o cuadrada;
Escalones de madera de haya;
Poste central en metal o madera (opcional);
Barandilla con columnas y varillas de acero cromado;
Pasamanos disponible en madera o acero cromado (opcional).

Dettagli tecnici

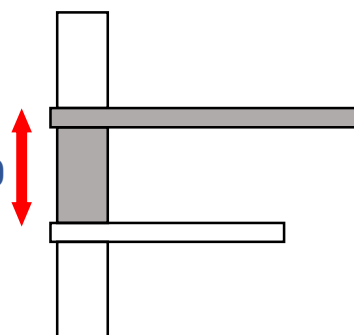
Technical details - Détails techniques
Technische Details - Ficha técnica



IMBALLO
Dim. 115x97x74 cm
Peso: circa 190/250 kg.



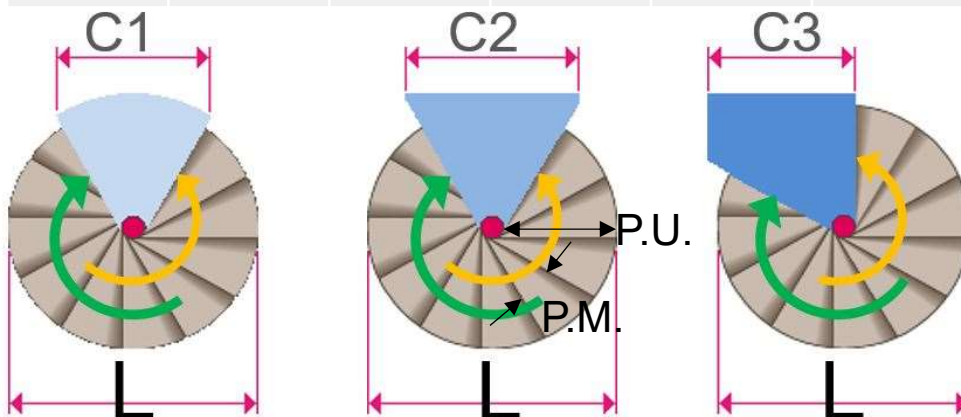
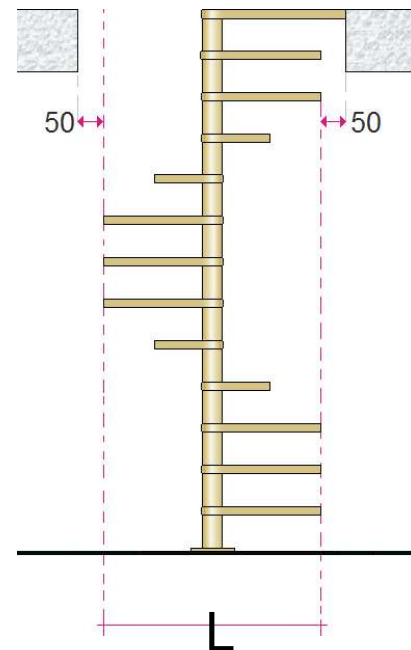
MIN 205 ÷ MAX 240



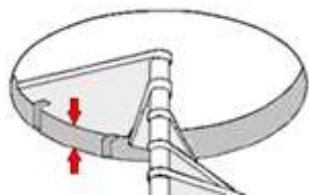
Dettagli tecnici Technical details - Détails techniques Technische Details - Ficha técnica

L	C1	C2	C3	P.U.	P.M.
Ø1100	622	729	601	430	144,9
Ø1200	675	787	649	480	157,9
Ø1300	722	846	696	530	170,8
Ø1400	773	904	743	580	165,7
Ø1500	823	962	791	630	177,4
Ø1600	873	1021	838	680	189,1

FORO, WELL, TRÊMIE, LOCH, HUECO



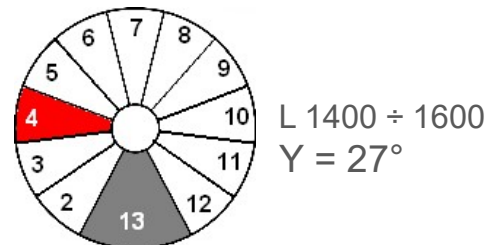
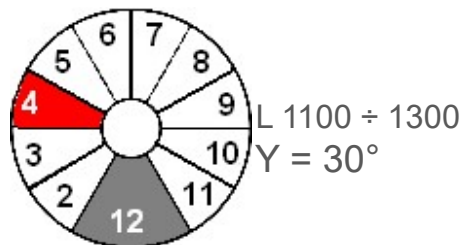
FISSAGGIO ARRIVO SBARCO, FIXING OF THE ARRIVAL LANDING, FIXATION DU PALIER D'ARRIVÉE, BEFESTIGUNG DES ANKUNFTSPODESTS



MIN 210

LEGNO, WOOD, BOIS, HOLZ, MADERA

APERTURA GRADINI, TREADS OPENING, OUVERTURE DES MARCHES, ÖFFNUNG DER STUFEN, APERTURA DE LOS ESCALONES



Faggio
Beech
Hêtre
Buche
Haya

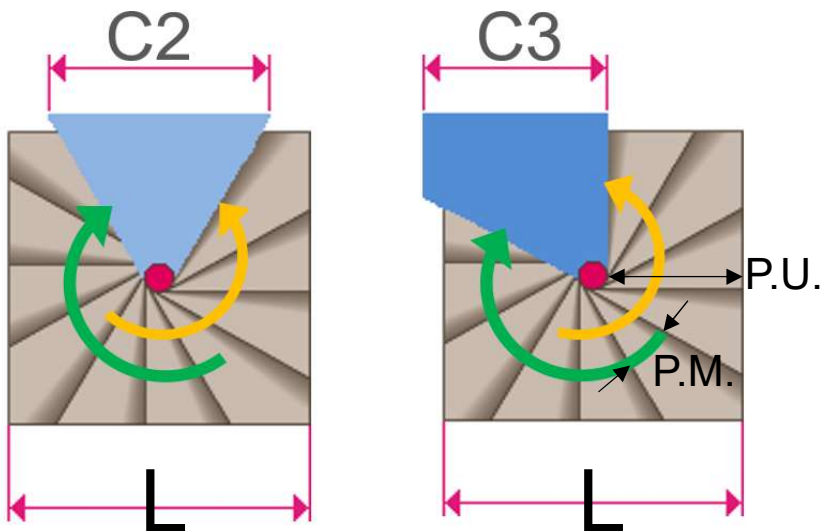
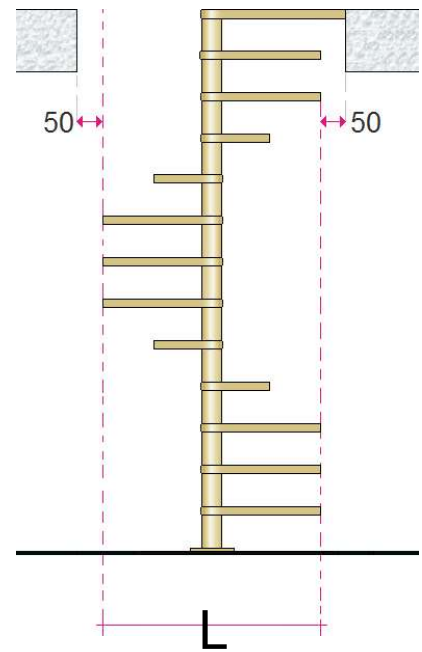


Dettagli tecnici

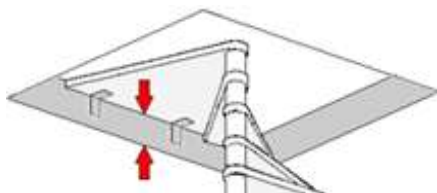
Technical details - Détails techniques
Technische Details - Ficha técnica

L	C1	C2	C3	P.U.	P.M.
Ø1120	622	729	601	430	144,9
Ø1220	675	787	649	480	157,9
Ø1320	722	846	696	530	170,8
Ø1420	773	904	743	580	165,7
Ø1520	823	962	791	630	177,4
Ø1620	873	1021	838	680	189,1

FORO, WELL, TRÊMIE, LOCH, HUECO



FISSAGGIO ARRIVO SBARCO, FIXING OF THE ARRIVAL LANDING, FIXATION DU PALIER D'ARRIVÉE, BEFESTIGUNG DES ANKUNFTSPODESTS



MIN 210

LEGNO, WOOD, BOIS, HOLZ, MADERA



Faggio
Beech
Hêtre
Buche
Haya

Ø45 Legno o Inox lucido
Wood or Polished stainless steel
Bois ou Acier inoxydable poli
Holz oder Polierter Edelstahl
Madera o Acero inoxidable pulido

Ø 30 mm

Ø 8 mm

H.40 mm

Legno o Inox lucido – Ø127
Wood or Polished stainless steel
Bois ou Acier inoxydable poli
Holz oder Polierter Edelstahl
Madera o Acero inoxidable pulido

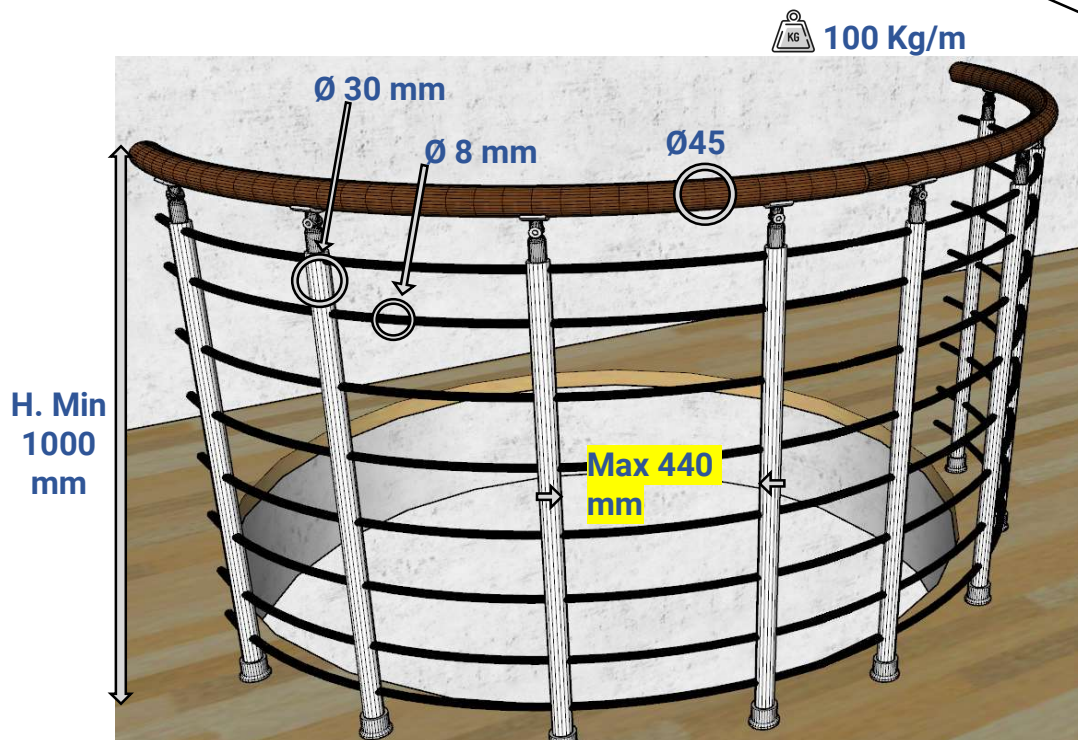
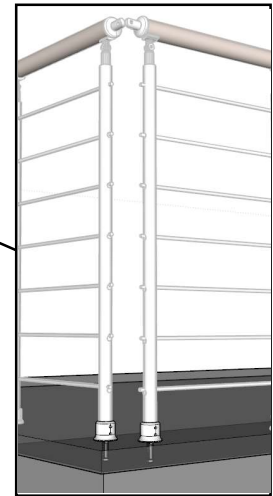
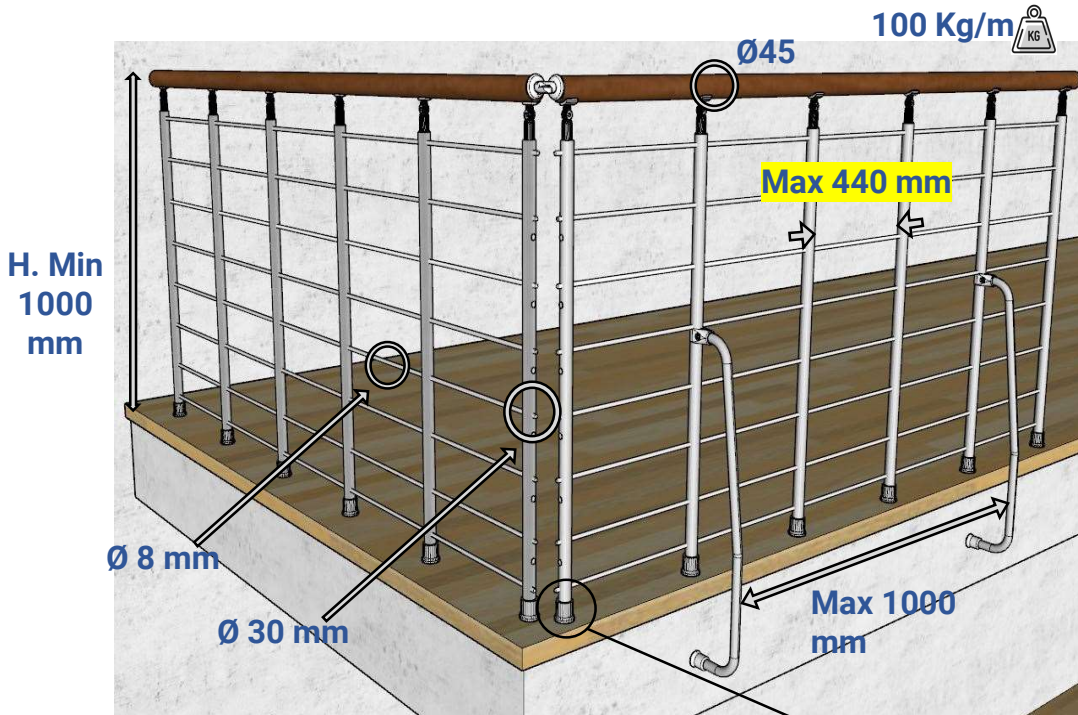
 **200 Kg/m²**

60 mm

DIABLO

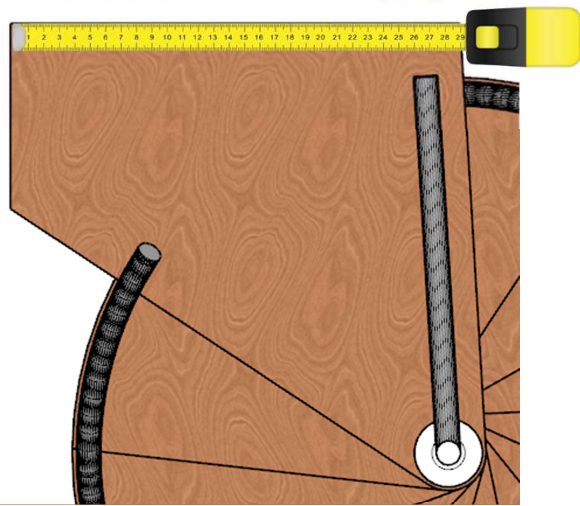
Balaustra

Balustrade – Balustrade
Balustrade - Balaustrada



Sbarco su misura

Landing on measure - Palier sur mesure
Podest nach Maß - Desembarque personalizado



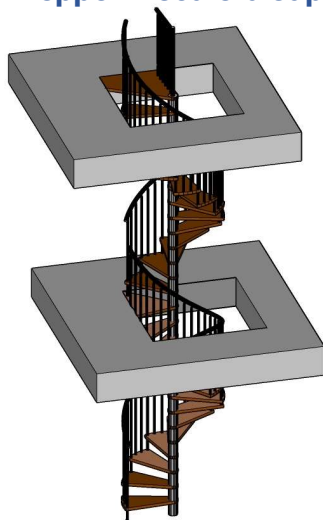
Corrimano a muro

Wall handrail - Main courante au mur
Wand-Handlauf, pasamanos de pared



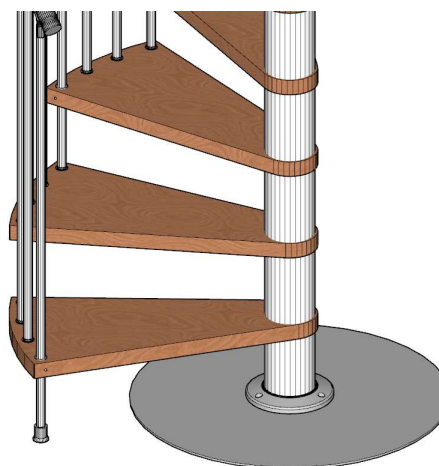
Scala sovrapposta

Overlapping staircase - Escalier superposé,
überlagerte Treppe - Escalera superpuesta



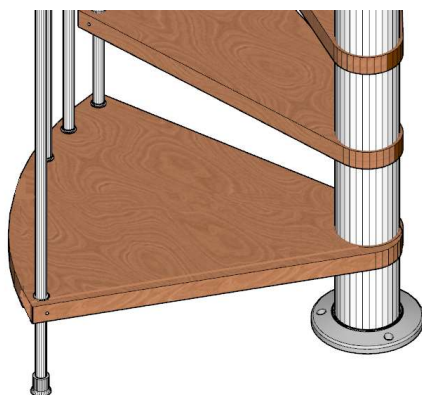
Piastra incollata

Glued Plate - Plaque collée
Geklebte Platte - Placa encolada



Pianerottolo tondo

Round landing - Palier ronde
Runde Podest - Desembarco redondo



Pianerottolo quadro

Square landing - Palier carré
Viereckiges Podest - Desembarco cuadrado

